

## Chef Express Speed Oven

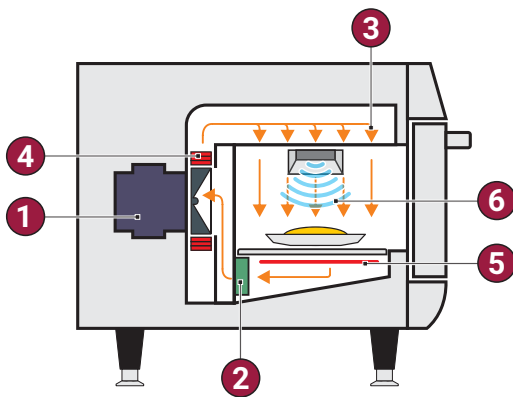


### RECOMMENDATION

- The Chef Express high-speed oven is recommended for quickly finishing refrigerated, fresh, or frozen foods, like breakfast sandwiches, chicken wings, muffins, lasagnas, mac & cheese, sub sandwiches, and other partially prepared foods, yielding excellent flavor, appearance, and crisp results. The combination of impinged air, microwaves, and infrared radiation allows for heating, browning, or toasting foods faster than traditional methods.

### TECHNICAL FEATURES AND FUNCTIONALITIES

- Stores up to 80 recipes with up to 6 steps each.
- USB port for importing/exporting groups, recipes, and settings.
- Adjustable temperature from 86°F (30°C) to 536°F (280°C).
- Independent control of impinged air (highspeed air blast), microwaves, and infrared radiation.
- Constructed from stainless steel.
- Easy-to-operate graphic LCD digital display.
- Certified Ventless – no need for vent hoods. Easy-to-remove catalytic converter for hassle-free cleaning.
- Built-in fixed feet.
- Optimal energy efficiency.
- Warranty: one (1) year covering manufacturer defects, part failures, and pre-approved labor, and two (2) years on all the heating elements, magnetrons, and blower motor of the oven.



- 1 - Blower Motor
- 2 - Catalytic Converter
- 3 - Impinged Air
- 4 - Impingement Heater
- 5 - IR Heater
- 6 - Microwaves

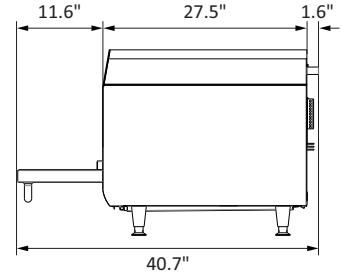
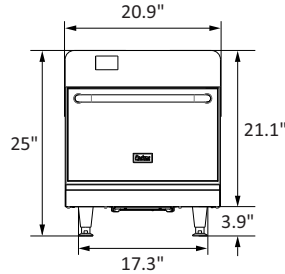
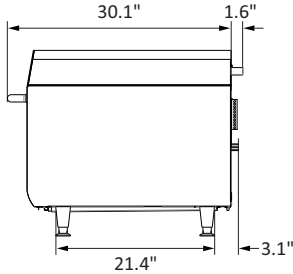
### INCLUDED ACCESSORIES

- 01 - Speed Grill;
- 01 - Aluminum Paddle;
- 01 - Solid Basket;
- 01 - USB Flash Drive;
- 01 - Cleaning kit (1 Standard Trigger Sprayer, 1 Foaming Trigger Sprayer, 1 Prática Oven Cleaner, 1 Prática Oven Protector, 1 Non-scratch Scrub Pad and 2 Cleaning Towels).

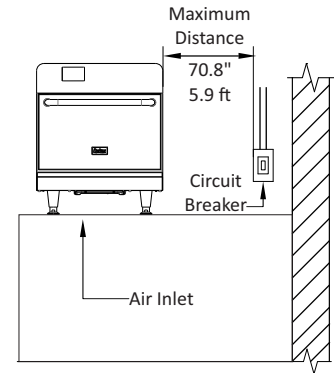
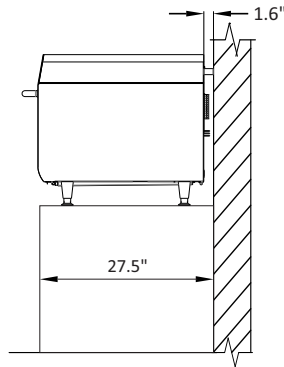
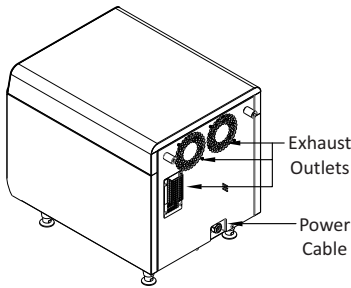


**Intertek**

### PRODUCT DIMENSIONS



### INSTALLATION



### ELECTRICAL SPECIFICATIONS

Ensure that the electrical configuration of the building is in accordance with the technical specifications located on the serial plate located on the back panel of the unit.

The outlet should be located no more than 70.8" / 5.9ft away from the unit.

This plug must be connected to a properly installed and grounded outlet.

In case of a short circuit, the unit's ground connection reduces the risk of electrical shock.

The customer is responsible for the electrical conditions at the installation site.

Region	Voltage (V)	Phases	Freq. (Hz)	Power (kW)	*Circuit Breaker (A)	Cable	Socket
USA	208	Single	60	6.2	30	3x10AWG	NEMA 6-30
	240			7.2			
Canada	208	Single	60	6.2	30	3x10AWG	NEMA 6-30
	240			7.2			

\*Prática recommends installing a type D circuit breaker whilst remaining in accordance with local regulations.

### GENERAL INSTRUCTIONS

The oven should be placed on a base or countertop capable of supporting the unit's weight (approximately 194 lbs. / 88 kg)

For proper ventilation, a minimum space of 1.6" between the back of the oven and the wall is required. The bumper, located at the back of the oven, has been designed to provide this necessary space and cannot be removed.

Do not block the air inlets and exhaust outlets located on the rear of the oven.

It is not recommended for the unit to be positioned near stoves, deep fryers, hot plates and other equipment that releases fat, fumes and heat.

The oven must be installed at a leveled and ventilated location.

Improper installation may void the equipment warranty.

### DIMENSIONS

Chef Express	Product Dimensions				Boxed Product Dimensions			
	Height	Width	Depth	Weight	Height	Width	Depth	Weight
	25"	20.9"	31.7"	194lbs 88kg	34"	25.2"	36.2"	250lb 113.4kg
Chamber Dimensions	Capacity		Height		Width		Depth	
	0.74 cu.ft 21L		5.7"	0.4 ft	15.5"	1.2 ft	14.2"	1.1 ft
Clearance	Left Side		Back		Right Side			
	0"	0 ft	0"	0 ft	0"	0 ft	0"	0 ft